




**YOU HAVE
RECEIVED THE INVITATION!
WHAT IS NEXT?**

MAIN STEPS



1

APPLY FOR STUDENT VISA

2

BUY FLIGHT TICKETS

3

PACK YOUR SUITCASE

4

PREPARE FOR THE TRIP

5

UPON ARRIVAL

APPLY FOR STUDENT VISA



1

Please, follow the Russian Consulate website in your country and collect all documents for submission

2

Be ready for an interview. Some Russian consulates want to make sure of the seriousness of your study plans

3

Send us a photo of your visa, we will make sure that there is no mistake

BUY FLIGHT TICKETS



1

Your first destination in Russia probably will be Moscow. Any airport (DME, SVO, VKO orZIA) is okay. Just make sure that your flight to Irkutsk city (IRK) departures from your arrival airport in Moscow.

***It means if you are coming to Moscow (SVO), so your flight to Irkutsk (IRK) also should be from Moscow (SVO).**

2

Please send us a ticket 10 days before arrival, so our hospitality manager will meet you in Irkutsk airport.

***Keep in mind that a transfer in Moscow you will have to do on your own**

PACK YOUR SUITCASE



Spend an evening or two Googling your new home town and stalking the destination on Instagram #irkutsk #иркуты #irkutskcity #russianwinter #russiansummer that way the city won't seem as strange and new when you first arrive. It also will help you to understand what kind of clothes local people wear.

Do not take a lot of clothes with you. You can buy it here, especially because Russian winter clothes are more adapted for Russian winter. It's better to take some local food or spices that can help you feel like a home when you cook your local food.

PREPARE FOR THE TRIP



Collect all original documents:

- passport,
- education certificates,
- translations into Russian,
- medical certificate including examinations results for HIV, tuberculosis, Lepra, venereal diseases, malaria and chronic diseases.


Please keep in mind that when you check in for a flight to Russia, you should have negative result of PCR test, taken no earlier than 3 days before going to Russia.

UPON ARRIVAL

PCR test.


You must take a molecular test within 72 hours upon your arrival to Russia. In Irkutsk city a PCR test costs around 1800-2100 RUB

Medical insurance.

One of the most important requirement for students is a health insurance. With the rising costs of health expenses and the high possibility of unexpected illnesses  - student health insurance will keep you healthy and also help you save money. The cost of 1 year medical insurance is about 6000 RUB.

Invitation letter service.

An Invitation is a letter that the university has to submit to the embassy or consulate where students are applying for a student visa. The university takes 300 RUB for that service.



UPON ARRIVAL

Multiple visa

Your first visa will be given by Russian embassy and it will be a single enter student visa. Upon arrival you will have to change it to the multiple visa, so you can travel during the vacation time. The cost of multiple visa is 1600 RUB.

Accommodation

Accommodation in the university dorms will cost you 800 to 7000 RUB per month.

If you prefer to live in an apartment outside of a dormitory, the renting prices are influenced by the market prices and factors such as proximity to bus stations, location etc.; usually the cost for renting an one room apartment is around 16000 RUB per month, excluding the public utilities costs.

